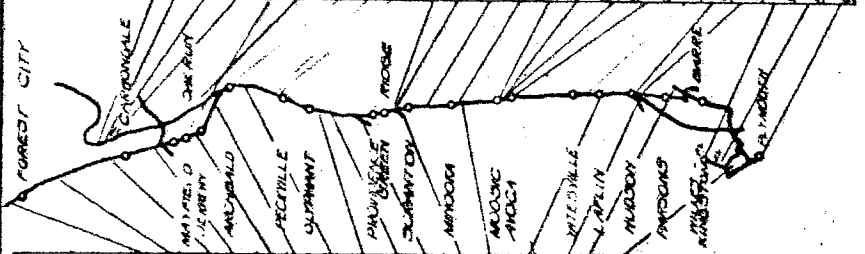


If you want to change use series of 100 16

K 34 wants his original

See Sample of 1930 1931  
Any other notes?

HUDSON COAL CO. Operations				INDEPENDENT COMPANIES' Operations			
Mine Serving Time Marked From	Truck Capacity Dr. Yards Box Load	Daily Average Car Order	Daily Car Order	Daily Average Car Order	Truck Capacity Dr. Yards Box Load	Mine Serving Time Marked From	
1201A	20	8	10	10	23	801A	C. Gable
1201B	62	38	17	7	7	801A	"
801A	65	68	90	2	3	801A	"
801B	62	68	106	5	5	801A	C. Gable
1201A	24	61	80	2	2	1001A	C. Gable
1001A	30	35	2	3	9	1001A	"
801A	55	30	57	12	20	1001A	"
801B	52	71	83	14	20	7	915A
201A	56	25	76	1	1	1	915A
801A	125	118	161	30	32	60	101A
101A	24	24	19	7.5	90	30	"
830A	45	40	13	1	12	15	"
801A	38	36	64	4	3	2	304A
813A	58	59	90	1	1	1	830A
901A	47	63	15	1	1	1	830A
801A	91	63	81	3.5	26	27	830A
			10	1	2	2	830A
				2	2	2	830A
				0	0	0	830A
				1.8	1.2	1.5	"
				1.0	1.4	1.5	"
				1.0	4.4	4.7	615A
				1.0	4.5	4.0	615A
				1.5	3.5	3.5	601A



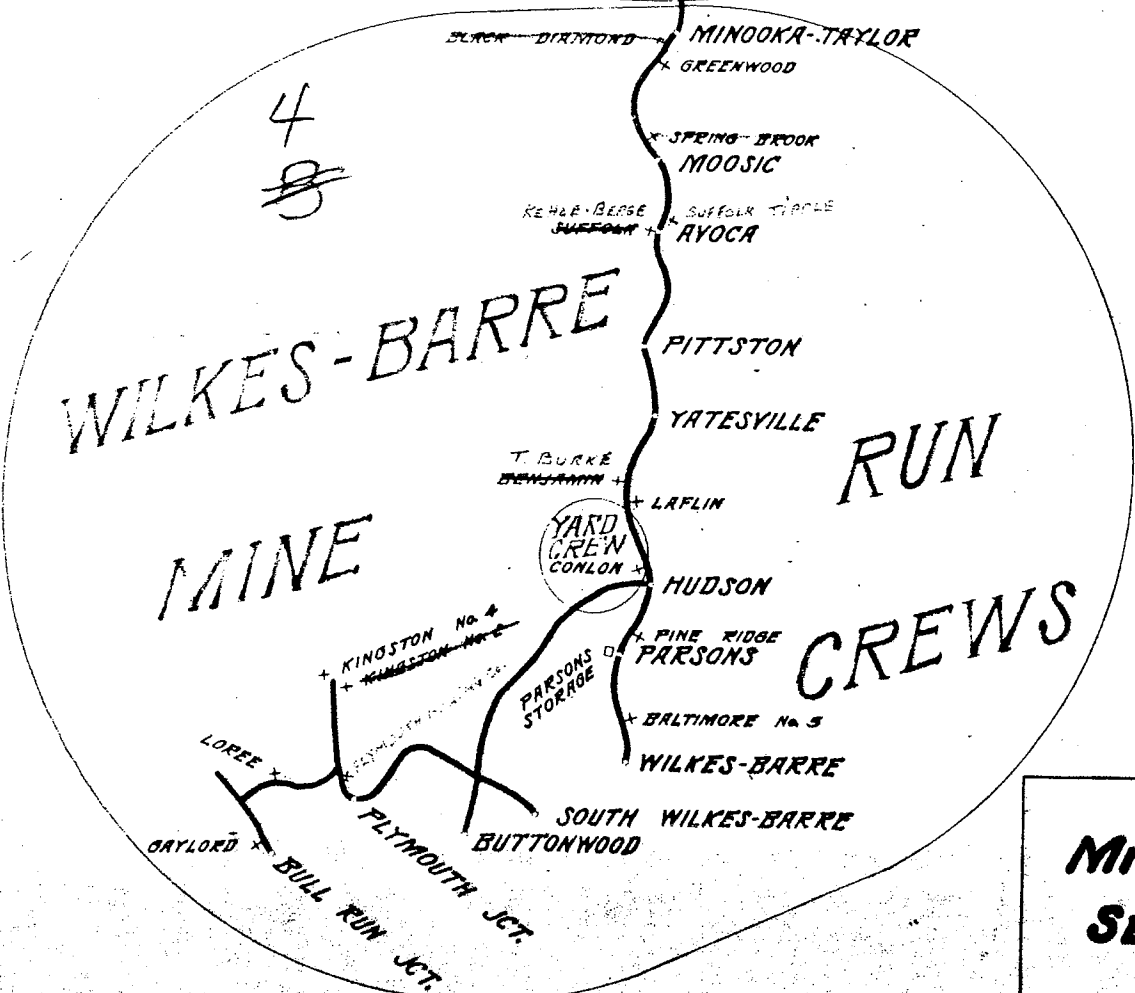
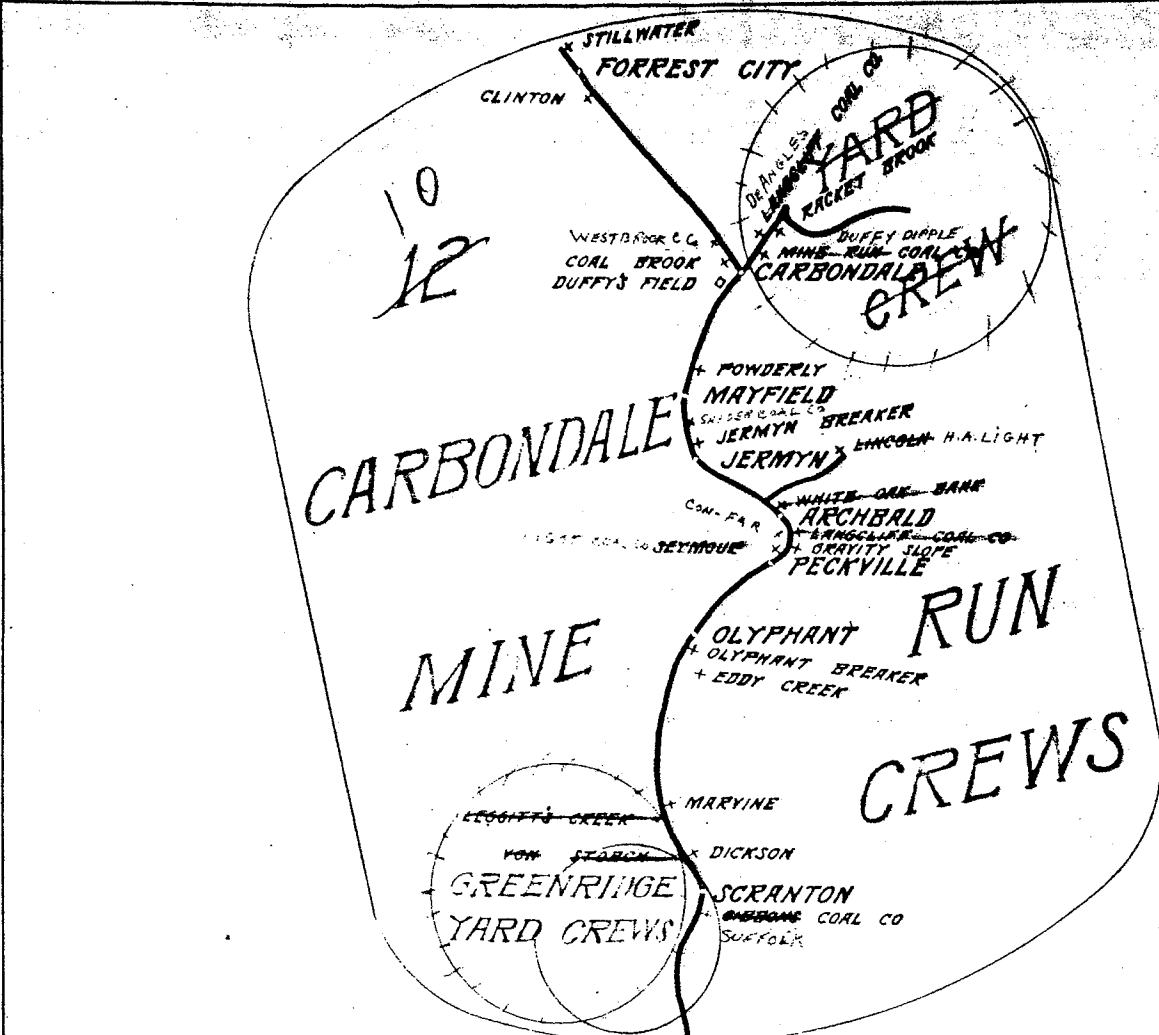
RECAPITULATION	
LEGEND	PRODUCING COMPANY OPEN BOX TOTAL
M. Mine	Hubbon Coal
B. Bank	.. Mine Service
W. Washery	Independents
W.M. Wagon Mine	
C.C. Chance Cleaner	Grand Total
	928
	25
	208
	1159
	41200

None. All operations worked days except occasionally when overtime necessary incidental to production. The above figures based on the daily average loading year 1929 representing the Coal Companies ability to produce incidental to All Car Supply and favorable Mining Market and Railroad Conditions. (Compilation based on working days)

**CHART SHOWING MINE RUN SERVICE & ACTIVITIES PENNA. DIVISION**  
**HUDSON COAL AND INDEPENDENT OPERATIONS.**

Compiled by Director of Car Utilization.

July 1, 1930



**MINE RUN  
SERVICE**